

Your boat's gelcoat finish

Your new boat with a Maxguard premium marine gelcoat finish will look good for years to come. The unique coating that makes up your boat's beautiful exterior is the result of many years of gelcoat research, testing and development.

Gelcoats have been used for years to make the colored surfaces of fiberglass boats, including hulls and decks as well as other exterior and interior parts. The gelcoat is actually a thin surface coat of a specially pigmented polyester resin used in hand lay-up and spray-up fabrication to provide an attractive and weather-resistant surface to finished parts.

Ashland knows gelcoats. In fact, we are the composite industry leader and have set the standard in high performance gelcoats. Maxguard, Ashland's premium family of gelcoats, is designed with performance and beauty in mind. You can rest assured that your boat is protected with the industry's top-performing gelcoat — providing state-of-the-art protection against ultraviolet radiation and salt water while ensuring the flexibility and toughness required for the demands of boating.

Disclaimer Notice: Your boat incorporates Ashland's Maxguard premium gelcoats, the best in gelcoat technology. Proper cleansing and waxing, as outlined in this brochure, is necessary to prolong the beauty of the boat's finish. Repairs to the surface that are beyond routine maintenance should be made only by experienced professionals.

ashland.com/recreational-markets

- ® Registered trademark, Ashland or its subsidiaries, registered in various countries
- ™ Trademark, Ashland or its subsidiaries, registered in various countries
- © 2016, Ashland / PC-11262.4

Finish in first place

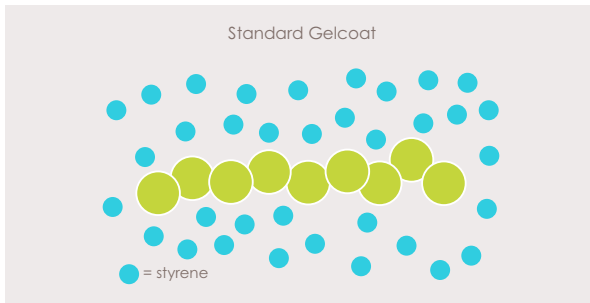
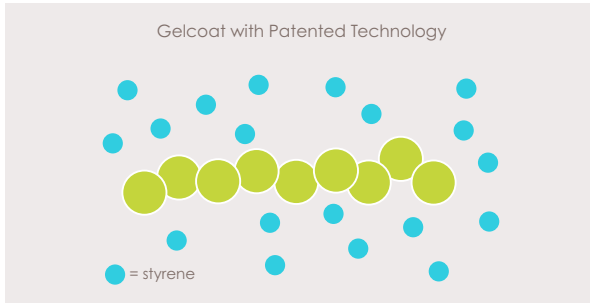
with
Coatings for maximum life with NRP/NRX, NCP and patented (LE) low emission technology

ashland.com / efficacy usability allure integrity profitability™

 **Ashland**[™]
always solving

Built from bases that perform

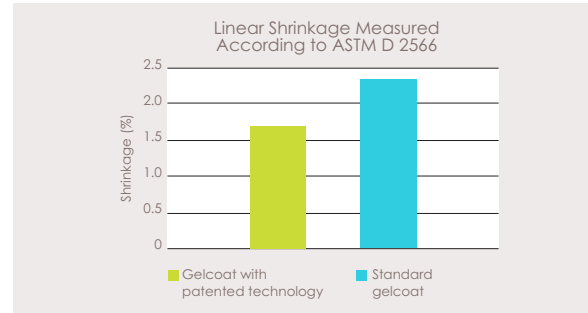
Gelcoats are only as good as the base resin. Ashland produces its gelcoat from a proprietary set of base resins. Only Ashland Maxguard™ gelcoats have the benefit of NRP/NCP, NRX and patented LE technology that allows our gelcoats to stand up to harsh duty, and reduces the presence of styrene — a prime culprit in yellowing and shrinkage.



The NRP/NCP, NRX and LE technology allows formulation of gelcoats with minimal total monomer content, which significantly improves the UV performance of final products. In accelerated weathering tests, where QUV equipment simulates sunlight's ultraviolet radiation, these gelcoats show superior yellowing resistance and gloss retention when compared to other high-performance gelcoats.

Built to last

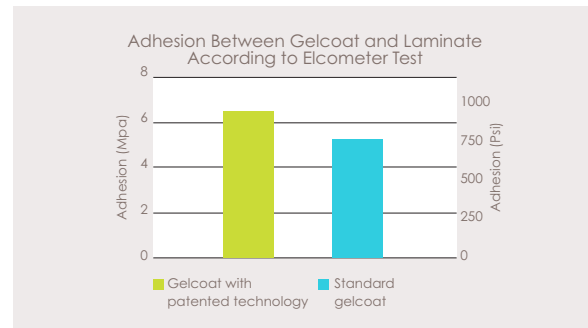
Additionally, NRP/NCP, NRX and LE technology greatly reduces shrinkage and produces a better surface than standard gelcoats. Measurements and tests show 20-30% less shrinkage.



This technology does not influence final mechanical properties. Gelcoats can be designed for optimal balance between flexural and tensile strength, elongation and heat distortion temperature. Gelcoats with NRP/NCP, NRX and LE technology have been formulated to meet the toughest requirements set by classification societies, like Lloyd's Register of Shipping, Det Norske Veritas, ANSI, etc.

Better cosmetics

While a gelcoat must provide an attractive finish and protect the underlying laminate, it also must adhere to the laminate surface. The adhesion between the laminate and a gelcoat with this technology is comparable or better than standard gelcoats. This is verified in the Elcometer test where gelcoats cure for three days before over lamination.



Gelcoat care and maintenance tips

Congratulations on the purchase of your new boat with a new Ashland Maxguard gelcoat finish! We hope that you follow these tips on gelcoat care and maintenance, which will help to preserve the beautiful appearance of your boat.

Keep your boat cleaned and waxed

Wash your boat with only mild, non-abrasive detergents

Wax the exterior of your boat at least twice a year

Clean and wax your boat prior to placing it in storage

Use only a high-performance marine wax in accordance with application instructions provided by the manufacturer

Remove any small scratches or scuffs using a fine rubbing compound. For any major repairs, consult your authorized dealer

Cover if possible to keep your boat looking its best. Store in a dry, covered area

Never use any abrasive cleaners or brushes on your boat's exterior surfaces

Remove any unintentional fuel or oil spills from the gel-coated surfaces as quickly as possible

Give your boat a fresh water wash after saltwater use

Never place a non-breathable cover on a boat that is still wet