

gafchromic™ films

Gafchromic™ films are convenient, accurate and cost-efficient tools for radiology and diagnostic applications.

description

Gafchromic™ films are designed to provide fast and highly accurate measurements for radiology applications.

When used with specifically designed Film QA Pro™ software, Gafchromic™ film provides the most complete and accurate dosimetric measurement. Instant high-resolution images provide the high data integrity needed to increase confidence and peace of mind for both the radiologist and the patient alike.

key features and benefits

- high spatial resolution and contrast: submillimeter resolution—25 μm or less
- no angular correction or dependence: response is independent of radiation incident angle
- tissue equivalent
- safe to handle in room light
- image develops in real time — no chemical processing required
- water resistant: usable with water phantoms
- achieve dose accuracy within 2% when coupled with FilmQA Pro™ Software
- all films can be custom cut to meet the user's specific needs

application

- small field dosimetry: SRS/SBRT
- patient QA: VMAT, IMRT
- radiation field/ light field alignment tests
- start shot tests
- picket fence tests
- flatness and symmetry tests
- position verification for HDR
- dose mapping

gafchromic™ radiotherapy films

- EBT3
- EBT3P
- EBT-XD
- HD-V2
- MD-V3
- RTQA2
- gafchromic™ CK Films

gafchromic™ radiology films

- XR-QA2
- XR-CT2
- XR-RV3
- XR-M2



Patient Film



Picket Fence




Start Shot



Flatness and Symmetry



Gafchromic™ XR-RV3



Gafchromic™ XR-CT2













Gafchromic™ XR-M2


film application

product	use	recommended dose range	recommended energy range	format	product code
EBT3	Patient QA: IMRT, VMAT, brachytherapy Machine QA: Star Shot test, Picket Fence test, Flatness and Symmetry test	0.2 Gy to 10 Gy	100keV into the MV range	Box of 25 sheets: size 8 x 10 in	828204
				Box of 10 sheets: size 12.8 x 17 in	828206
EBT3P	EBT3 with the added bonus of punched holes in the film for use with the Gafchromic™ Quick Phantom	0.2 Gy to 10 cGy	100keV into the MV range	Box of 25 sheets: size 8 x 10 in	841975
EBT-XD	Functional for extended dose ranges. Suitable for SRS/ SBRT	0.4 Gy to 40 Gy	100keV into the MV range	Box of 25 sheets: size 8 x 10 in	859138
HD-V2	High dose dosimetry for use with beams of photons, electrons, protons, ions and neutrons.	10 Gy to 1000 Gy	100keV into the MV range	Box of 5 sheets: size 8 x 10 in	828210
MD-V3	Designed for the measurement of the absorbed dose of high-energy photons.	1 Gy to 100 Gy	100keV into the MV range	Box of 5 sheets: size 5 x 5 in	828213
RTQA2-1010	Machine QA: light field alignment tests, radiation field alignment tests, Star Shot test, Picket Fence test, Flatness and Symmetry test	0.2 Gy to 10 Gy	100keV into the MV range	Box of 25 sheets: size 10 x 10 in	828217
RTQA2-111	Machine QA: light field alignment tests, brachytherapy	0.2 Gy to 10 Gy	100keV into the MV range	Box of 25 strips: size 1.25 x 11 in	828218
RTQA2-1417	Machine QA for larger fields: light field alignment tests, radiation field alignment tests, Star Shot test, Picket Fence test, Flatness and Symmetry test	0.2 Gy to 10 Gy	100keV into the MV range	Box of 10 sheets: size 13.8 x 17 in	828219
XR-QA2	QA tool for radiology applications	2 cGy to 20 cGy	~20 keV to 200 keV	Box of 10 sheets: size 10 x 12 in	828228
				Box of 10 sheets: size 8 x 12 in	828230
XR-CT2	Measure radiation beam slice-width and beam position alignment on CT scanners	2 cGy to 20 cGy	~20 keV to 200 keV	Box of 50 strips: size 10 x 1.9 cm	828224
XR-RV3	Surface-peak skin dose measurement in interventional procedures guided by fluoroscopy	0.2 Gy to 10 Gy	~30 keV to 30 MeV	Box of 25 sheets: size 13.8 x 17 in	832486
				Comparator Strip 1 each	828231
XR-M2	Mammography QA Testing	2 cGy to 20 cGy	~20 keV to 200 keV	Box of 50 strips: size 6.5 x 2.3 cm	828225

ck films for use with CyberKnife¹ phantoms

product	product code	format	pieces	pairs	graphic
gafchromic™ EBT3					
ballcube I	828193	2.5 x 2.5 in	20	10	
ballcube II	828195	2.5 x 2.5 in	20	10	
AQA	828191	2.5 x 2.5 in	100	—	
mini ballcube	828215	1.25 x 1.25 in	20	10	
XLT	828223	1.25 x 1.25 in	20	10	
gafchromic™ EBT-XD					
ballcube I	873549	2.5 x 2.5 in	20	10	
ballcube II	873550	2.5 x 2.5 in	20	10	
AQA	873547	2.5 x 2.5 in	100	—	
mini ballcube	873548	1.25 x 1.25 in	20	10	
XLT	873848	1.25 x 1.25 in	20	10	

¹third party owned trademark



for U.S. orders and inquiries email:
AdvancedOrders@ashland.com

for international orders and inquiries email:
AdvancedMaterialsOrders@ashland.com

ashland.com/contact

© Registered trademark, Ashland or its subsidiaries, registered in various countries

™ Trademark, Ashland or its subsidiaries, registered in various countries

© 2018, Ashland / PHA18-128

The information contained in this document is intended for use only by persons having technical skill and at their own discretion and risk. All statements, information and data presented herein are believed to be accurate and reliable, but are not to be taken as a guarantee, an express warranty, or an implied warranty of merchantability or fitness for a particular purpose, or representation, express or implied, for which Ashland and its subsidiaries assume legal responsibility. Certain end uses of our products may be regulated pursuant to rules governing medical devices. A purchaser must make its own determination of our products' suitability for purchaser's use, whether alone or in conjunction with other products, the protection of the environment, and the health and safety of its employees and customers. It is also the purchaser's responsibility to comply with all applicable legal and regulatory requirements (including those governing medical devices). We make no warranty against infringement of any patents by reason of purchaser's use of any of our products.

